

ACCESSDETECTION
SOLUTIONS TO YOUR UTILITY PROBLEMS

PROFESSIONAL LOCATOR

SnapTRACK PRO v2 LPTX 3 Watt

Performance, quality, value for money

Rycom Instruments have been manufacturing locators for over 70 years and have grown to develop competitive products in the locating market. Through important customer feedback and with Access Detections extensive knowledge of the industry in Australia, Rycom have produced the new SnapTRACK PRO professional line & sonde locator.

RYCOM
instruments. inc.





With updated electronics to take advantage of the precision antennas, the SnapTRACK PRO is more sensitive, can process more information and display more functions making locating service lines faster & safer with the accuracy needed in demanding locates.

PEAK+ MODE

This mode utilises all of the multi array antennas, while still giving the operator manual gain control and left right guidance assistance. The SnapTRACK Series gives operators up to eight different modes with flexibility to add and remove modes. Both novice and professional will appreciate being able to customise the setup the SnapTRACK.



The 3 watt LPTX PRO comes standard with a lithium ion battery. It is lightweight and compact with rubberised ends making it a tough and dependable transmitter. The 3 watt power output is ideal for general location works on standard utilities. The optional induction antenna allows better blind searching of utilities with its high performance design



DIRECT CONNECTION MODE

One of the four modes available to the operator. With the inbuilt display, important information including resistance (Ω) and current (mA) output helps the operator select the correct frequency for the job. Whether working on a demanding trunk main or difficult telco lead-in the SnapTRACK transmitter has you covered.



Specifications





The SnapTRACK pro standard modes are Pinpoint Peak, Broad Peak with left right arrows, Null with left right arrows & sonde. But an operator has the flexibility to add or remove modes along with frequencies depending on company requirements or skills of the operator.

The SnapTRACK has a standard 2 year warranty and calibration period with options to extend for another 2 years. less downtime and more peace of mind that your locator will continue to operate accurately and efficiently for years.

Receiver Standard Locate Modes

-  **Peak**
-  **Null + Left Right Arrows**
-  **Broad Peak + Left Right Arrows**
-  **Sonde**

Receiver Optional Locate Modes

-  **Left Right Guidance Mode (Auto Gain)**
-  **Peak + Left Right Arrows**
-  **Null**
-  **Broad Peak**

Other Receiver Modes

- EXT External Accessory ***

Receiver Specifications


- Depth accuracy + 5% **
- Antenna system 4 x antenna's
- IP rating IP65 ***
- Sensitivity 126dB
- Warranty 2 years ****
- Battery Lithium-ion
- Real time depth & current
- Accessory & headphone ports
- Charge port

* Available on SnapTRACK PRO models only

** On Clean EM field

*** When top rubber cap is in place

Receiver frequencies

-  **Line frequencies**
815Hz, 4kHz, 8kHz, 33kHz, 65kHz, 82kHz, 131kHz, *
* other line frequencies activated by sub menu

Passive frequencies

- 50Hz*, RF*, WIDE RF, CPS, *
* passive modes with live sound on 50hz and rf frequencies

-  **Sonde frequencies**

- 512Hz, 640kHz, 33kHz, **
* other sonde frequencies activated by sub menu

Transmitter frequencies

- 815Hz, 4kHz, 8 kHz, 33kHz, 65kHz, 82kHz, 131kHz, 200 kHz
* Other transmitter frequencies activated by sub menu. Fault find Mode also available

Transmitter Modes

- Direct connect all frequencies with resistance &
- Current measurement
- Induction clamp 8kHz & above
- Transmitter induction 33kHz & above
- DFF a frame fault locate mode

Transmitter Specifications

- High power 10watt output
- 10.8volt 84WH lithium-ion battery up to 60 hours use
- IP rating IP65 *
- Load matching 5-25,000 ohms
- Operating temperature -20 to +55
- Charge port
- Dimensions 41 x 16 x 15cm
- Weight 2.7 kg

* When rubber cap is in place over connection ports

Standard Accessories

With standard accessories and a wide range of options the SnapTRACK offers a flexible platform for all types of industries.



SnapTRACK PRO Receiver

- High Performance locator
- Eight locate modes
- Lithium Ion Battery
- Telstra & DBYD compliant



SnapTRACK PRO Transmitter

- Powerful ten watt transmitter
- Wide range of frequencies
- Lithium Ion battery



Direct connect leads kit & 100 mm induction clamp

- Carry bag & ac/dc charger (not shown)

Optional Accessories



Transmitter Induction Antenna

A high performance induction antenna which plugs into the transmitter allowing deeper penetration into the ground



ClampMitter v2.0

Innovative clamp with built in transmitter 5+ watts power output three frequencies APP controls the clamp from your phone

Receiver port accessories

Choose between various connection antennas from standard to water tight submersible antennas Only Available on PRO models with Accessory port



Fault locate a-frame

Use with the SnapTRACK HPTX transmitter to locate ground faults on cable networks



Live plug connector

Allows safe connection from your SnapTRACK HTPX transmitter to any low voltage power systems via a standard GPO (power point)



Sonde Range

- **Midi sonde** - small compact & powerful, designed for smaller conduits
- **Maxi sonde** - powerful for deep sewer locations



Hard carry case

A strong and slim designed hardcase that can house both the transmitter and receiver along with the standard accessories



Scan the QR code for further information or Contact Access Detection

Phone: 02 9999 0777 or

Email: sales@accessdetection.com.au

ACCESSDETECTION

SOLUTIONS TO YOUR UTILITY PROBLEMS

Training and certification the key to becoming a better locator

RYCOM
instruments. inc.



Training is one of the most important aspects of purchasing a pipe & cable locator. Access Detection have certified trainers who are active in the industry. We offer a thorough introductory training course when you purchase a system from our SnapTRACK range. This includes both theory and practical sessions. This is just the first step to locating more accurately and more confidently. You also have the option to do the full 1 day course which is very practically orientated so your operators get a complete understanding of the locator.

Once the ½ day or 1 day course has been completed we recommend building your skills on what you have learnt through continued practice. Once you have the confidence level and are proficient with your machine, we recommend the two day industry certified course through NULCA. This will get you closer to becoming DBYD certified if you wish to go down this path. Contact us to help guide you through the process of becoming a better locator and getting the best form your new EMF locator supplied by us.

Contact Access Detection or our specialised dealers for the latest pricing
Phone on 02 9999 0777 or email us at sales@accessdetection.com.au

